



RIDE SAFE

POWERED BY BRP

LEARN TO RIDE SAFE

ACTIVITY / COLORING BOOK



HAVE FUN!

**You know those athletes you see on internet, TV
or outside making cool moves and stunts? They
are all able to do that because they keep safety
in mind, at all times!**



**RideSafe Foundation and BRP Responsible Rider Program
will help you know more about safety so we encourage you
to get a certification online course in your state, wear a
helmet and have fun!**



HOW COOL CAN YOU MAKE THIS HELMET?



**RESPONSIBLE
RIDER**

A BRP PROGRAM



Whether it's on the trails or around your home, it's important to always wear the right gear.



WHAT TO WEAR



EYE PROTECTION



DOT-COMPLIANT HELMET



FULL-FINGER GLOVES

PLUS

LONG-SLEEVED SHIRT AND PANTS

OVER-THE-ANKLE BOOTS





CAN YOU SPOT THE 9 DIFFERENCES?



When riding a snowmobile, it's important to wear the right gear. Always wear a helmet, goggles, gloves, and water-proof boots.

You also want to wear warm clothing so you don't freeze like me!






WHAT TO WEAR

Always wear a coast guard approved personal flotation device (it's also called a PFD or a life jacket).

Your PFD will also help you stay afloat if you fall in the water. Always wear it, it may save your life!





When riding a
personal watercraft (PWC)
always wear neoprene shorts*

You'll stay safe, cool and comfy!



*Neoprene shorts are thick shorts that will keep your body safe and protect you from cuts and scratches if you fall in the water.

SOME MEMBERS OF THE BRP FAMILY

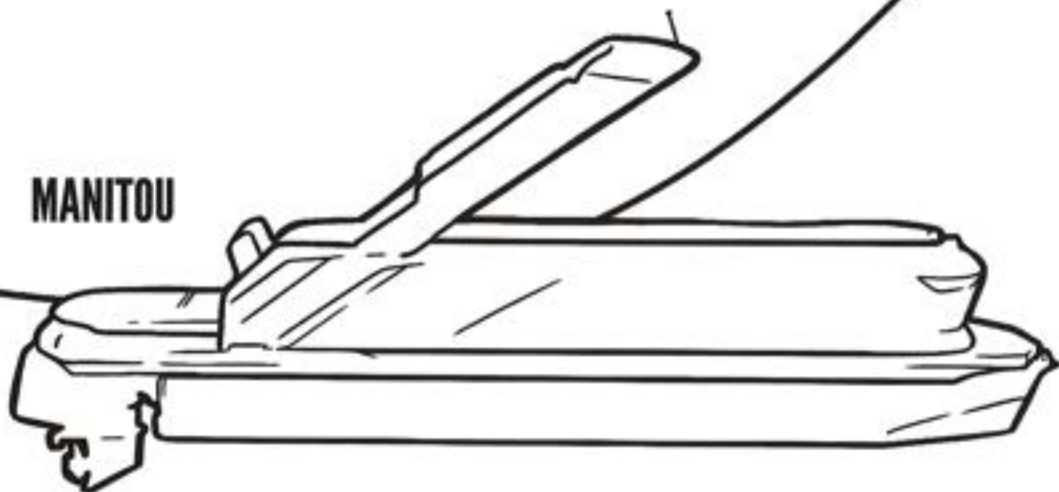


FAMILY

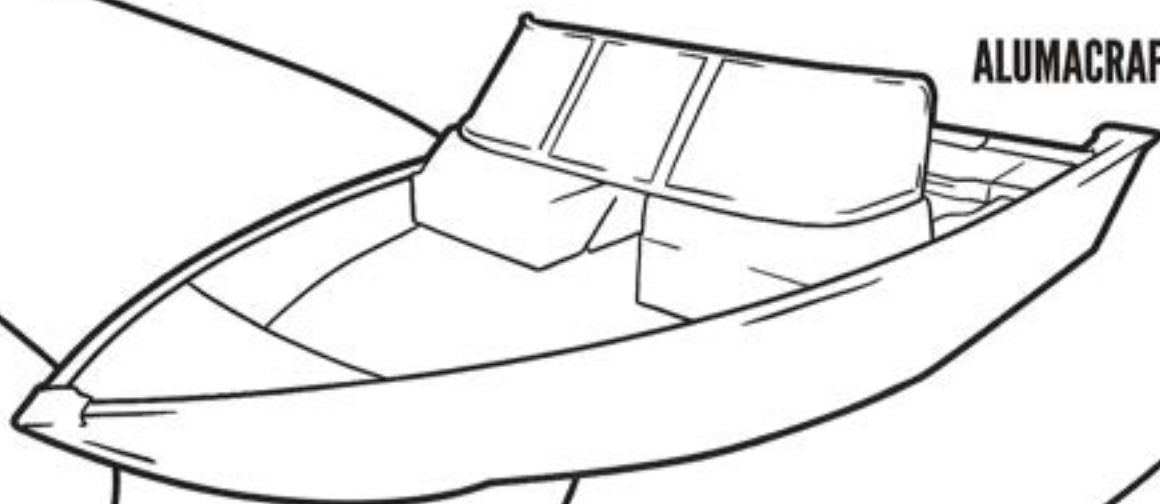


SEA-DOO
PERSONAL WATERCRAFT

MANITOU



ALUMACRAFT





SKI-DOO

CAN-AM ATV
ALL TERRAIN VEHICLE



CAN-AM SXS
SIDE BY SIDE VEHICLE

WHICH ONE IS YOUR FAVORITE ?

G O G G L E S G B I R
L K S E F E A Y O B E
O U V A X S F H O R S
V E L R I D E R T O P
E K B E N O T Q S T O
S K I L L G Y L F U N
A Y C N D E E G H F S
K S H O F O A Q V P I
T R A I N I N G E E B
X A M E D Z E G S Q L
K O P H E L M E T I E

CAN YOU FIND THE WORDS?

SAFETY
HELMET
VEST
BOOTS

GOGGLES
FUN
RIDER
GLOVES

GEAR
RESPONSIBLE
SKILL
TRAINING

GOLDEN RULES

- **ALWAYS** wear a DOT-compliant helmet, goggles, long sleeves, long pants, over-the-ankle boots, and gloves when riding an ATV, SSV or snowmobile.
- **ALWAYS** drive at a responsible speed and within your abilities.
- Ride a vehicle that's right for your age.
- **NEVER** carry a passenger on a single-rider ATV, and no more than one passenger on an ATV specifically designed for two people.
- **ALWAYS** use extra caution when operating on the pavement. **NEVER** ride on paved roads except to cross when done safely and permitted by law - another vehicle could hit you. ATVs are designed to be operated off-highway.
- **NEVER** ride under the influence of alcohol or drugs.
- Supervise riders younger than 16; **ATVS ARE NOT TOYS.**
- Ride only on designated trails and at a safe speed.
- Take a hands-on *ATV RiderCourse*SM and the free online E-Course.

**SAFETY
IS FOR ALL
PLAYGROUNDS**

PLEASE VISIT [HTTPS://RIDESAFAFOUNDATION.ORG/](https://ridesafefoundation.org/)